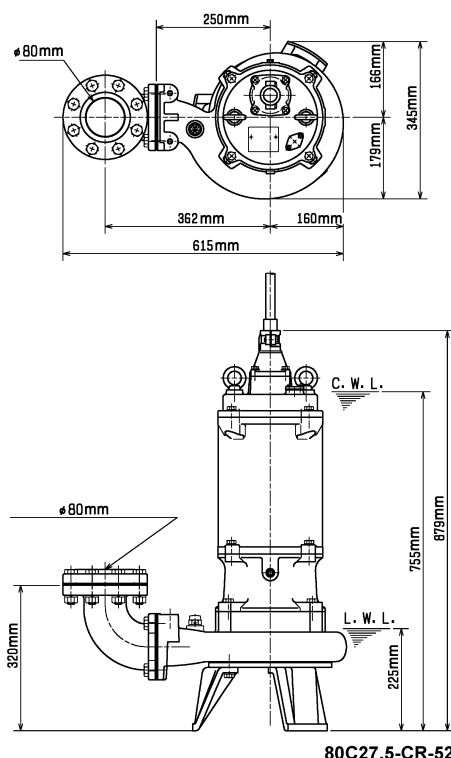
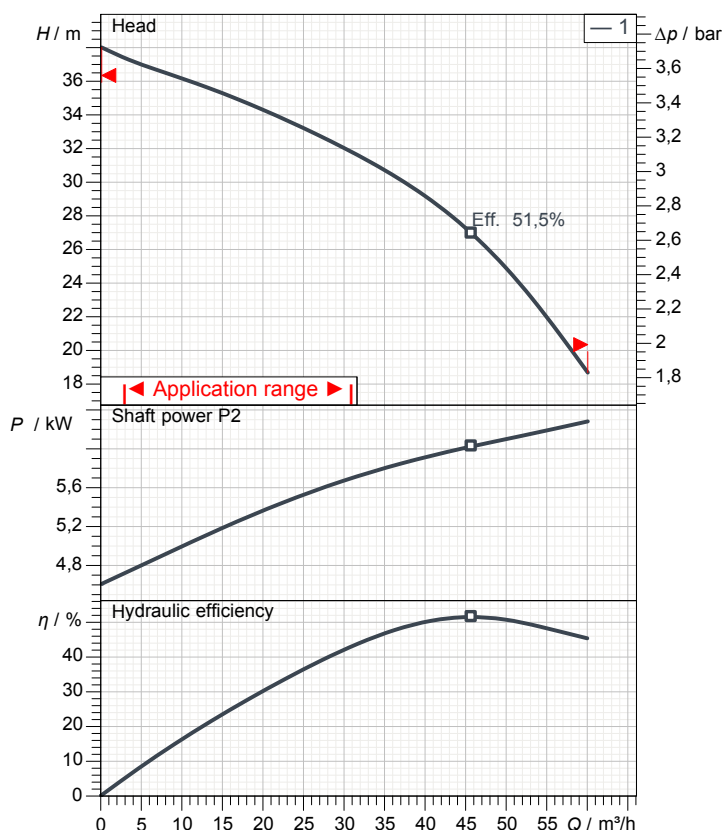


# Data sheet 80C27.5-CR-52



CWL: Continuous running water level  
LWL: Lowest running water level



## Specification

Electric submersible pump C-series  
Degree of protection IP 68  
Pressure resistance max. 15 m  
Type of impeller dual channel impeller  
Free passage 23 mm  
Suitable for:  
sewage water and liquids carrying solids

## Electric motor

Dry-type submersible induction motor  
Insulation class F 2Poles 2945 1/min  
Starting mode Direct starting  
Rated voltage 400 V 50 Hz 3~  
Power uptake 10,20 kW  
Rated power 7,50 kW  
Rated current 16,5 A  
Start current 118,0 A

## Cable

10m NSSHÖU 4Cx4mm²

## Motor Protection

Circle thermal protector  
(snap-action bi-metal device)

## Shaft seal

Double inside mechanical seal in oil bath  
additional lubrication by oil lifting device  
Primary seal  
Silicon carbide on silicon carbide  
Secondary seal  
Silicon carbide on silicon carbide

## Bearings

Shielded ball bearings, maintenance-free

## Materials

Impeller  
Chromium Iron HiCrFC + Tungsten Carbide  
Pump casing FC200 (EN-GJL-200)  
Suction cover Chromium Iron HiCrFC  
Motor Frame FC200 (EN-GJL-200)  
Shaft SUS420J2 (EN-X30Cr13)

## Discharge size

3" (80mm) special screwed-in mating flange  
guide rail fitting optional

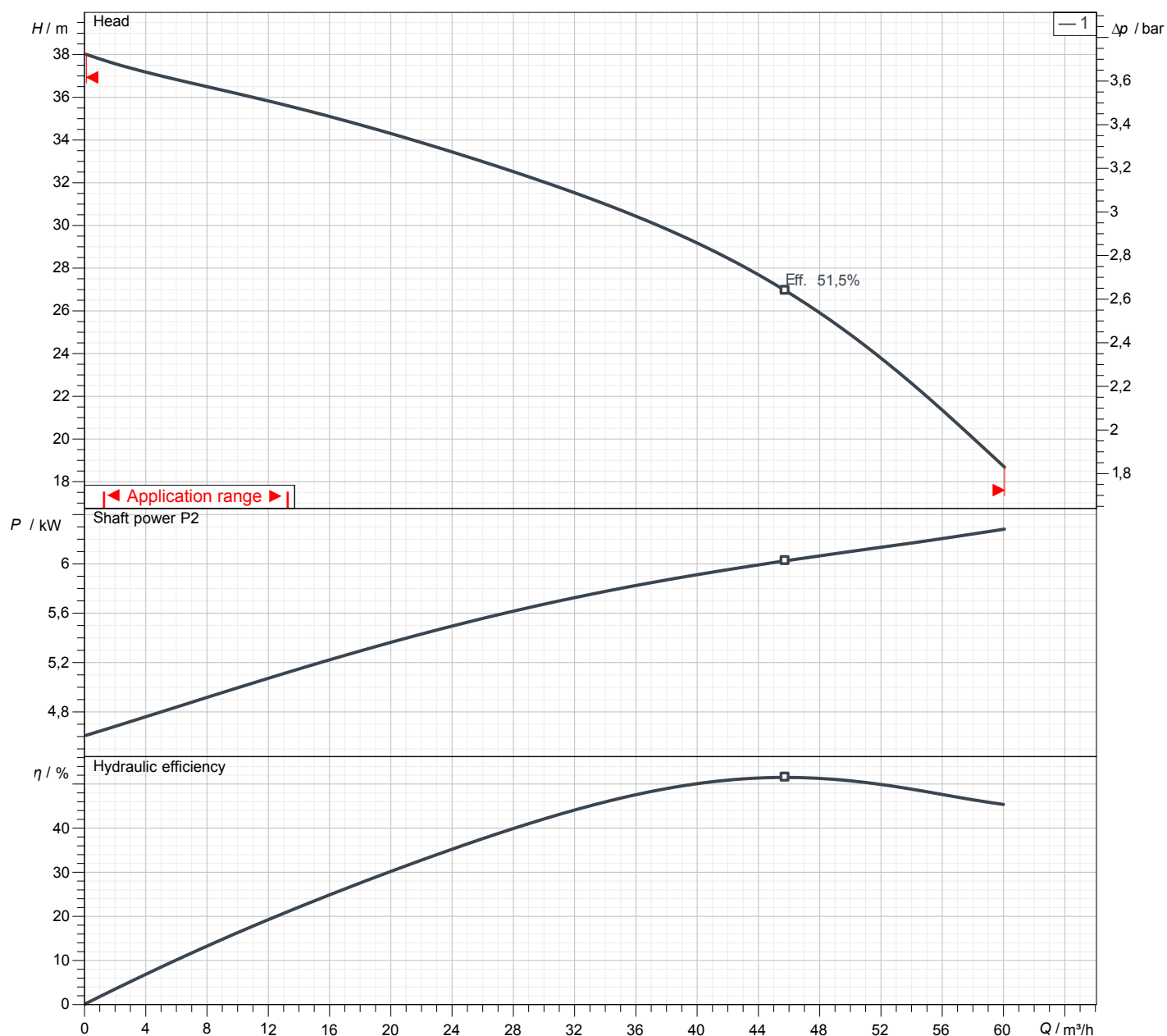
## Weight

130 kg (dry weight of the pump only without cable)

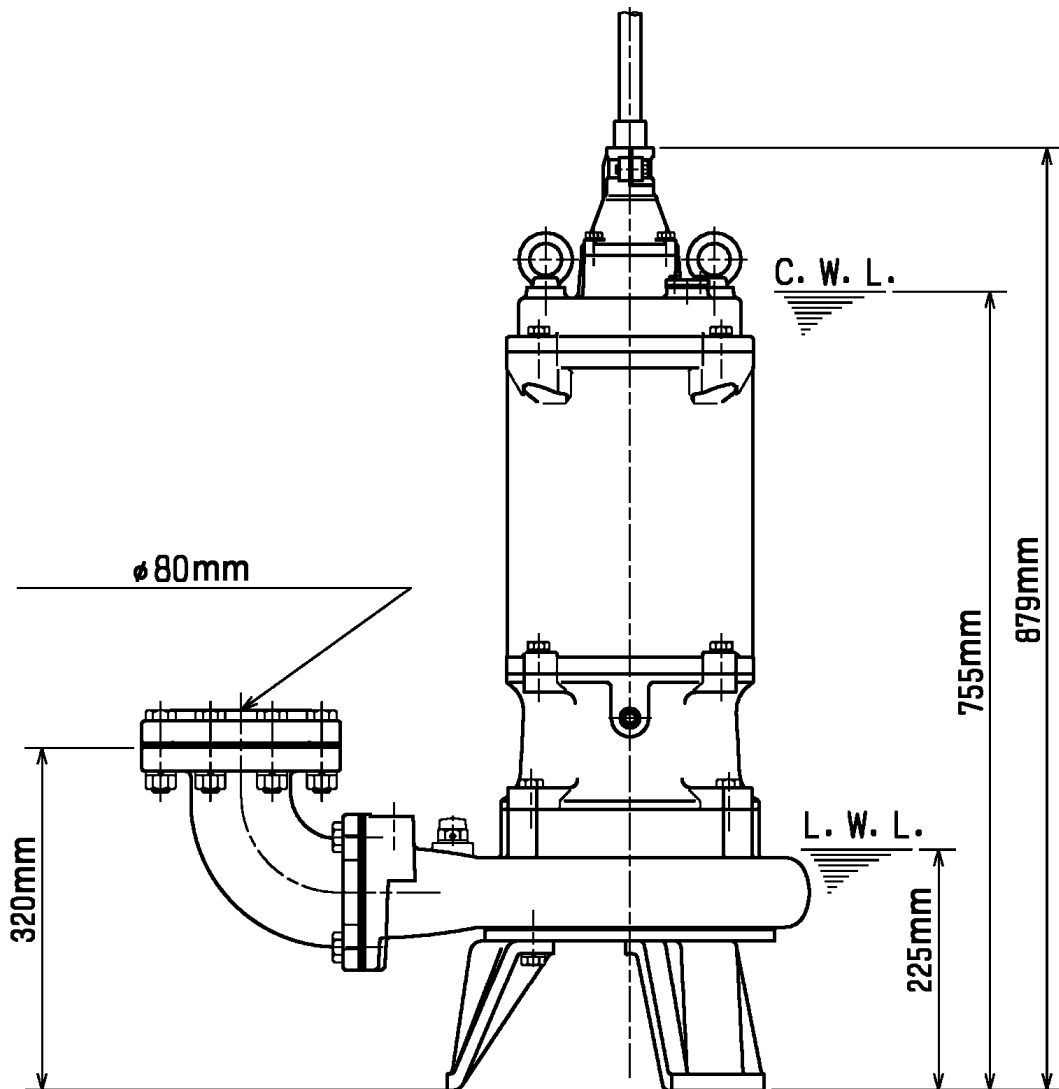
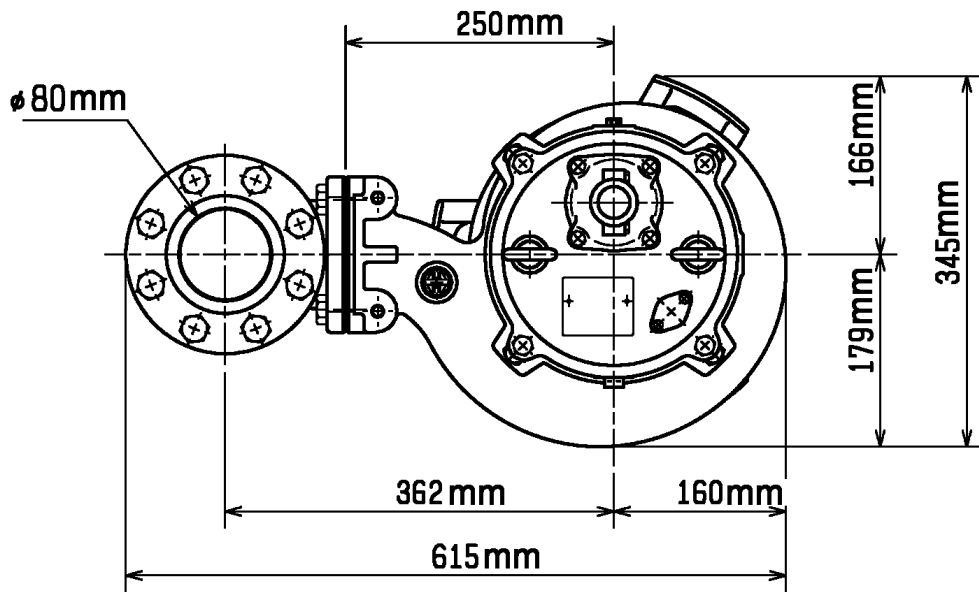
# Performance curve

## 80C27.5-CR-52

Discharge port	3"
Head	38,0 m
Flow	60,1 m³/h
Rated power	7,50 kW
Power input	10,20 kW
Phases	3~
Voltages	400 V
Frequency	50 Hz
Rated current	16,5 A
Starting current	117,98 A
Number of poles	2
Speed	2945 1/min
Starting mode	Direct starting
Insulation class	F



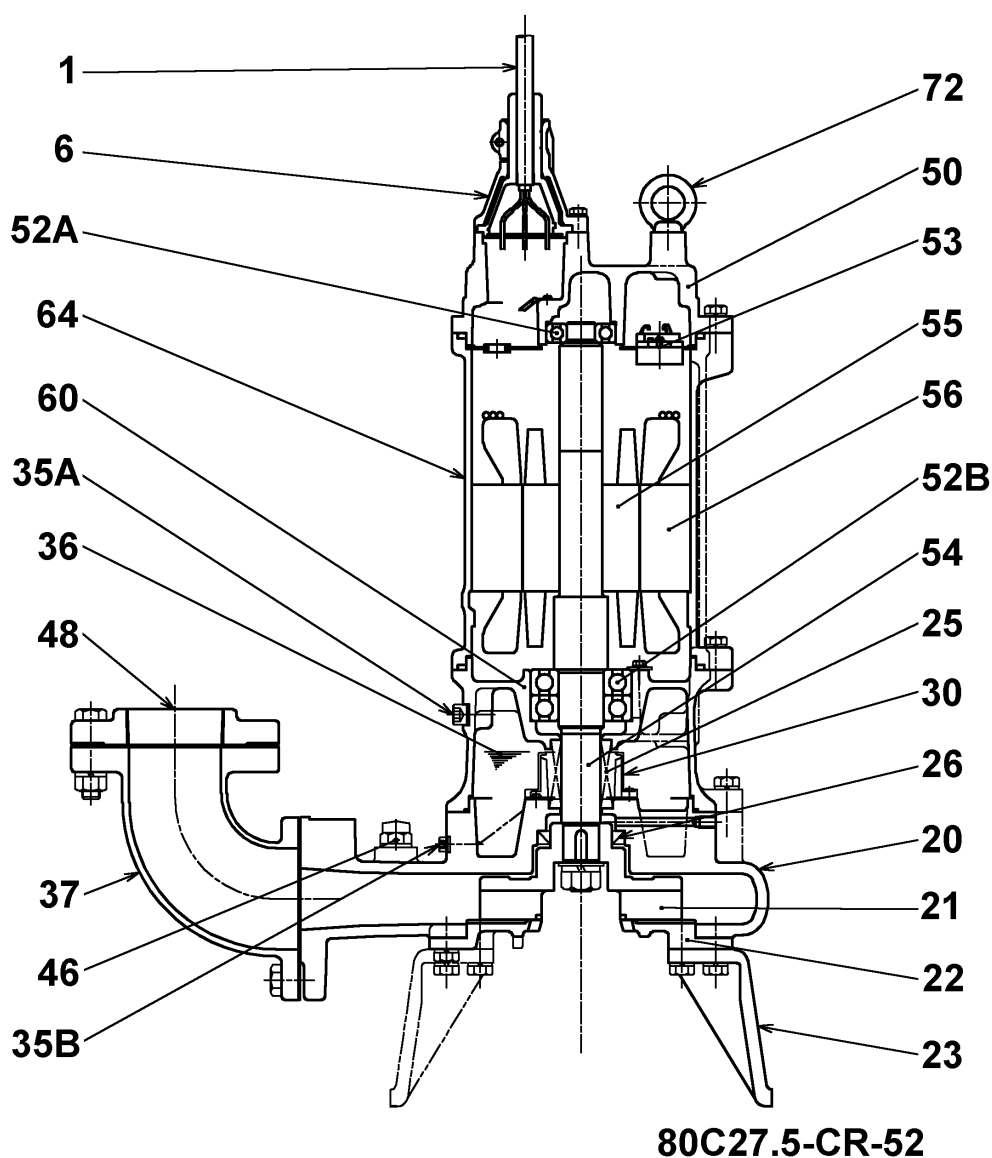
# Dimensions 80C27.5-CR-52



**80C27.5-CR-52**

CWL: Continuous running water level  
 LWL: Lowest running water level

# Sectional drawing 80C27.5-CR-52



No.	Description	Remark	No.	Description	Remark
1	Cable	H07RN-F	53	Motor Protector 380/400/415V-50Hz KA314-HRXL00 (H.C)	
6	Stuffing box	FC200 (EN-GJL-200)	54	Shaft	SUS420J2 (EN-X30Cr13)
20	Pump casing	FC200 (EN-GJL-200)	55	Rotor	.
21	Impeller	Chromium Iron HiCrFC + Tungsten Carbide	56	Stator	.
22	Suction cover	Chromium Iron HiCrFC	60	Bearing Housing	FC200 (EN-GJL-200)
23	Stand support (3x)	FC200 (EN-GJL-200)	64	Motor Frame	FC200 (EN-GJL-200)
25	Mechanical seal	H-30	72	Eye screw (2x)	Construction steel SS400
26	Oil seal	TC557812			
35A	Oil screw	SUS304 (EN-X5CrNi18-10)			
35B	Oelschraube.	SUS304 (EN-X5CrNi18-10)			
36	Lubricant	Turbine oil (ISO VG32)			
37	Discharge bend	FC200 (EN-GJL-200)			
46	Air vent screw	Nylon			
48	Screwed Flange	FC200 (EN-GJL-200)			
52A	Upper bearing	6305ZZC3			
52B	Lower Bearing	6308ZZD2C3			