



### Construction

Horizontal multi-stage, self-priming, close coupled pump.

Single-piece barrel casing in chrome-nickel stainless steel, with front suction port above pumps axis and radial delivery at top.

Stages in Noryl.

### Applications

For water supply.

For domestic use, for garden use and irrigation.

### Operating conditions

Liquid temperature: 0 °C to +35 °C.

Ambient temperature up to +40 °C.

Suction lift up to 8 m.

Maximum permissible pressure in the pump casing: 8 bar.

Continuous duty.

### Motor

2-pole induction motor, 50 Hz ( $n \approx 2800$  rpm).

**MXA:** three-phase 230/400 V  $\pm 10\%$ .

**MXAM:** single-phase 230 V  $\pm 10\%$ , with thermal protector.

Capacitor inside the terminal box.

Insulation class F.

Protection IP 54.

**IE3 efficiency class for three-phase motors (IE2 up to 0,65 kW).**

Constructed in accordance with: EN 60034-1; EN 60034-30-1.

EN 60335-1, EN 60335-2-41.

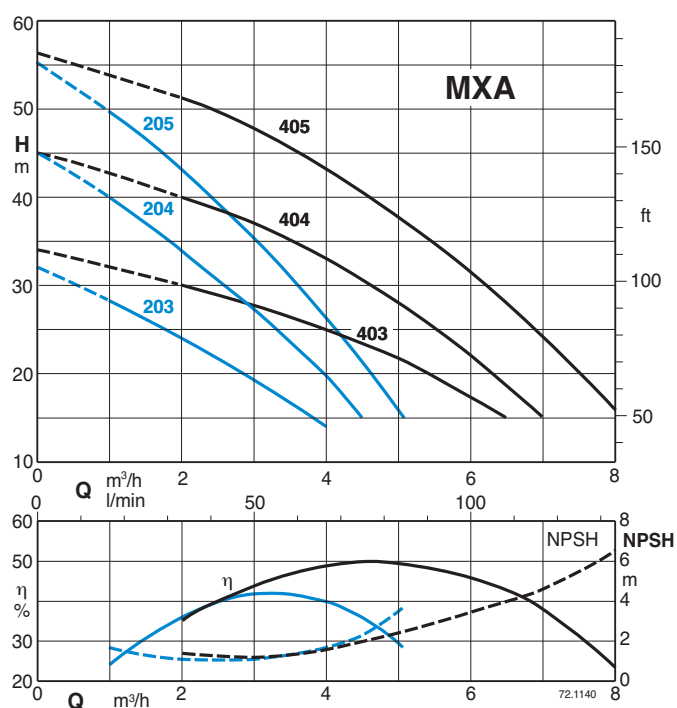
### Materials

Component	Material
Pump casing	Cr-Ni steel 1.4301 EN 10088 (AISI 304)
Casing cover	Cr-Ni steel 1.4301 EN 10088 (AISI 304)
Pump Shaft	Chrome steel 1.4104 EN 10088 (AISI 430)
Plug	Cr-Ni steel 1.4305 EN 10088 (AISI 303)
Suction casing	PPO-GF20 (Noryl)
Stage casing	PPO-GF20 (Noryl)
Impeller	PPO-GF20 (Noryl)
Mechanical seal	Carbon - Ceramic - NBR

### Special features on request

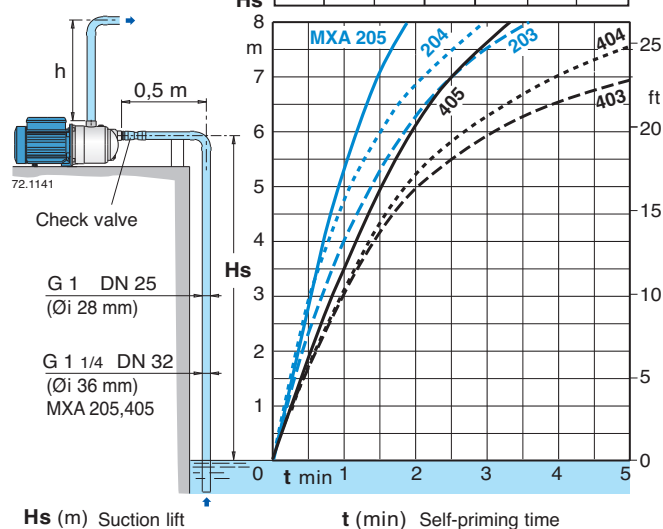
- Other voltages.
- Frequency 60 Hz (as per 60 Hz data sheet).
- Protection IP 55.

### Characteristic curves $n \approx 2800$ rpm



### Self-priming capability

H<sub>2</sub>O, T = 20 °C,  
Pa = 1000 hPa (mbar)  
50 Hz ( $n \approx 2800$  1/min)



### Performance $n \approx 2800$ rpm

3 ~ 230 V 400 V			1 ~ 230 V P <sub>1</sub>			P <sub>2</sub>		Q									
	A	A		A	kW	kW	HP		0	1	2	3	4	4,5	5		
MXA 203	2,4	1,4	MXAM 203	3	0,63	0,37	0,5	m <sup>3</sup> /h	0	16,6	33,3	50	66,6	75	83,3		
MXA 204/A	2,8	1,6	MXAM 204/A	4,2	0,8	0,55	0,75	l/min	32	28	24	19	14				
MXA 205/B	3,5	2	MXAM 205/A	5,4	1	0,75	1	H m	45	40	34	27	20	15			
									55,5	50	43	35,5	26,5	21,5	15,5		

3 ~ 230 V 400 V			1 ~ 230 V P <sub>1</sub>			P <sub>2</sub>		Q									
	A	A		A	kW	kW	HP		0	2	3	4	5	6	6,5	7	8
MXA 403/A	2,8	1,6	MXAM 403/A	4,2	0,9	0,55	0,75	m <sup>3</sup> /h	0	33,3	50	66,6	83,3	100	108,3	116,6	133,3
MXA 404/B	3,5	2	MXAM 404/A	5,4	1,2	0,75	1	l/min	34	30	28	25	22	17	15		
MXA 405/A	4,5	2,6	MXAM 405/A	7	1,5	1,1	1,5	H m	45	40	37	33	28	22	19	15	
									56	51	47,5	42,5	36,5	30	26,5	23	14

P<sub>1</sub> Max. power input.

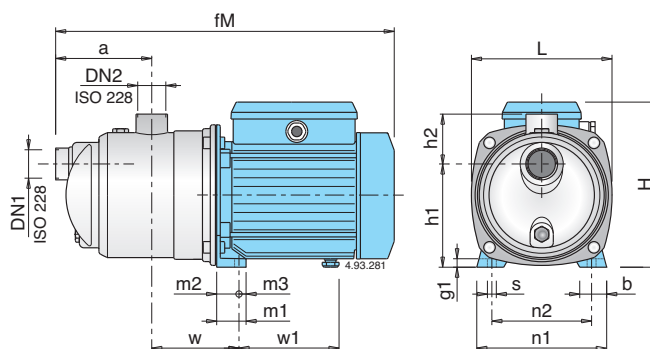
P<sub>2</sub> Rated motor power output.

Test results with clean cold water, without gas content.  
+ 0,5 m security margin on NPSH-value is necessary.

Tolerances according to UNI EN ISO 9906:2012

For capacities over 4 m<sup>3</sup>/h use a suction pipe G 1 1/4 (DN 32).

### Dimensions and weights



TYPE	Dimensions																		Net weight kg	
	DN1	DN2	mm																	
	ISO 228		fM	a	w	h1	h2	H	L	m1	m2	m3	n1	n2	b	s	g1	w1	MXA	MXAM
MXA 203 - MXAM 203	G 1	G 1	362	115	95	116	61	176	161	33	25	8	146	112	30	9	10	102	6,6	6,7
MXA 204/A - MXAM 204/A	G 1	G 1	391	115	95	116	61	192	161	33	25	8	146	112	30	9	10	112	8,7	9,6
MXA 205/B - MXAM 205/A	G 1 1/4	G 1	462	140	113	152	68	225	213,5	37,5	28	9,5	185	155	33	9,5	11	147	13,3	13,8
MXA 403/A - MXAM 403/A	G 1	G 1	391	115	95	116	61	192	161	33	25	8	146	112	30	9	10	112	8,6	9,5
MXA 404/B - MXAM 404/A	G 1	G 1	391	115	95	116	61	192	161	33	25	8	146	112	30	9	10	112	9,5	10,5
MXA 405/A - MXAM 405/A	G 1 1/4	G 1	462	140	113	152	68	225	213,5	37,5	28	9,5	185	155	33	9,5	11	147	14.2	14.5

### Features

#### Extra safety

against running dry, with the suction port above pump axis and with the self-priming construction.

#### Robust

Single-piece barrel casing.

#### Compact

Single-piece lantern bracket and base.

#### Low noise

with the water-filled shroud around the stages.

