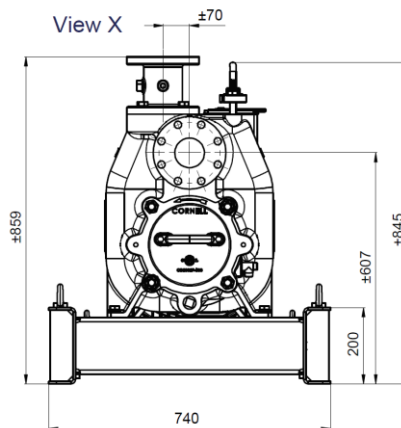
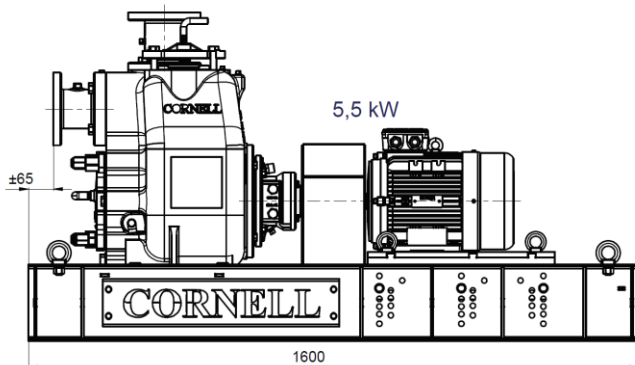


Cornell STX Series Motor Driven Units

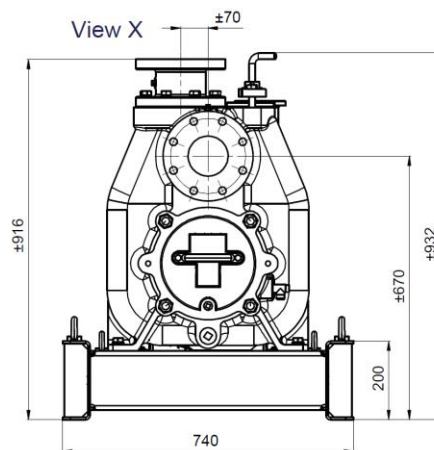
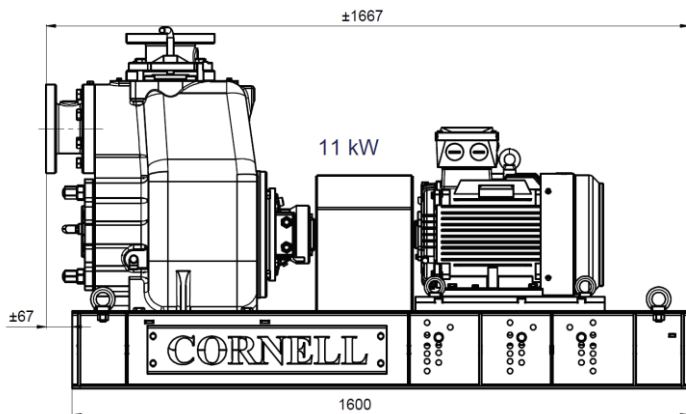
Horizontal Frame – Direct Driven
info@cornellpumpseurope.com

Pump and motor are mounted on a hot dip galvanized base frame, equipped with lifting points. The rubber coupling is protected by a steel guard. Pump speed (rpm.) is equal to motor speed.

3STX – 5.5 kW motor – frame total net weight 420 kg



4STX – 11 kW motor – frame total net weight 615 kg



6STX – 30 kW motor – frame total net weight 850 kg

